

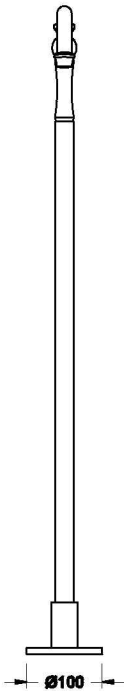
WINSLOW BATH SPOUT

1.8107.04.0.XX

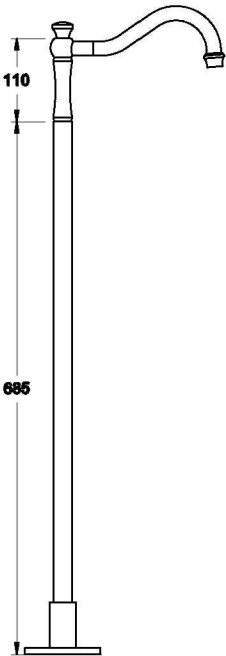


PRODUCT DIMENSIONS:

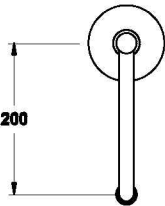
Front view



Side view:



Top view:



Note: 1/2" BSP male thread is required in the floor

XX suffix indicates finish – SEE WEBSITE FOR COLOUR CODE
Specification and design subject to change without notice
All dimensions are approximate
A = approximate distance
Copyright ©Brodware 2021